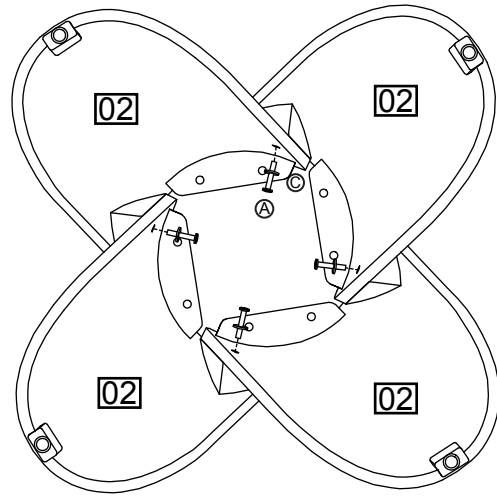


# RT-S260/RT-S260A/RT-S260B/RT-S260C Assembly Instruction

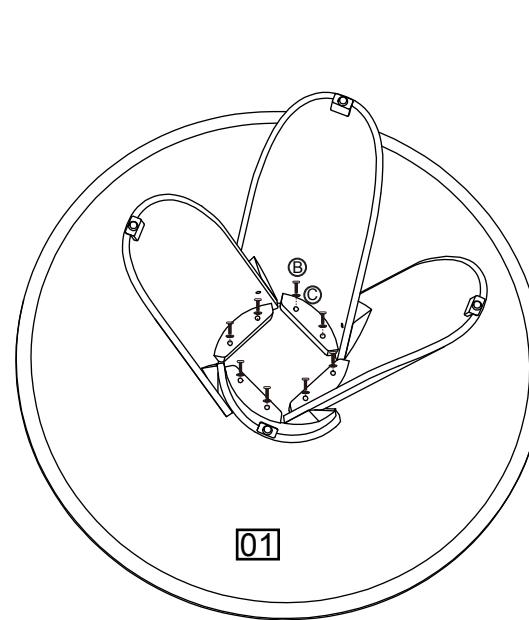
## COMPONENT PARTS

## FITTINGS


Step1

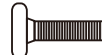




Step2



Step3



- A  ×4  
 (M6×35mm)
- B  ×8  
 (M6×50mm)
- C  ×12

## COMPONENT CHECKLIST

PART	No.	Qty.	
Desktop	01	1	<input type="checkbox"/>
Foot	02	4	<input type="checkbox"/>

## TOOLS REQUIRED



Allen key (supplied)