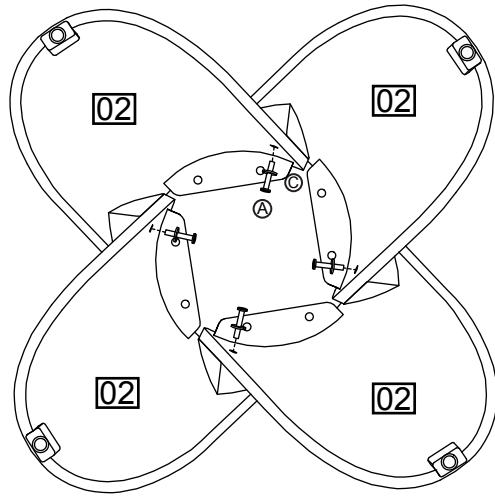


RT-S260/RT-S260A/RT-S260B/RT-S260C Assembly Instruction

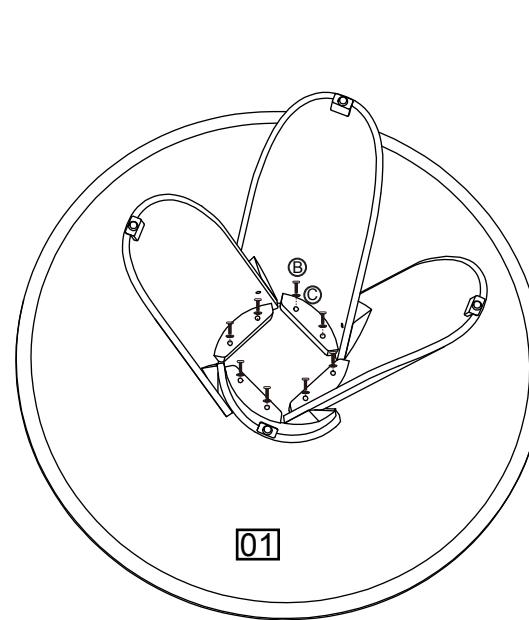
COMPONENT PARTS

FITTINGS


Step1




Step2



Step3



Ⓐ  ×4
(M6×35mm)

Ⓑ  ×8
(M6×50mm)

Ⓒ  ×12

COMPONENT CHECKLIST

PART	No.	Qty.	
Desktop	01	1	<input type="checkbox"/>
Foot	02	4	<input type="checkbox"/>

TOOLS REQUIRED



Allen key (supplied)